

Scaled data based on original data using
LM-79-08 Approved Method: Electrical and Photometric Measurements of Solid-
State Lighting Products

Test Report Prepared for
Cooper Lighting Solutions
(formerly Eaton)

Brand: STREETWORKS

Report Number: P482876

Luminaire Tested: **IFLD-S-SA3B-750-U-T3R-HSS**

Issue Date: 02/26/2021

Test Information

Test Method: LM-79-08
Report Number: P482876
Test Lab: INNOVATION CENTER(G2)
Issue Date: 02/26/2021
Manufacturer: COOPER LIGHTING SOLUTIONS (FORMERLY EATON)
Product Line: STREETWORKS
Catalog Number: IFLD-S-SA3B-750-U-T3R-HSS
Description: Infrastructure Flood – Middle Tier Light Square Luminaire w/ T3R distribution lens with House Side Shield
Light Source: (48) 5000K CCT, 70 CRI LEDS
Ballast/Driver: ELECTRONIC DRIVER

Summary

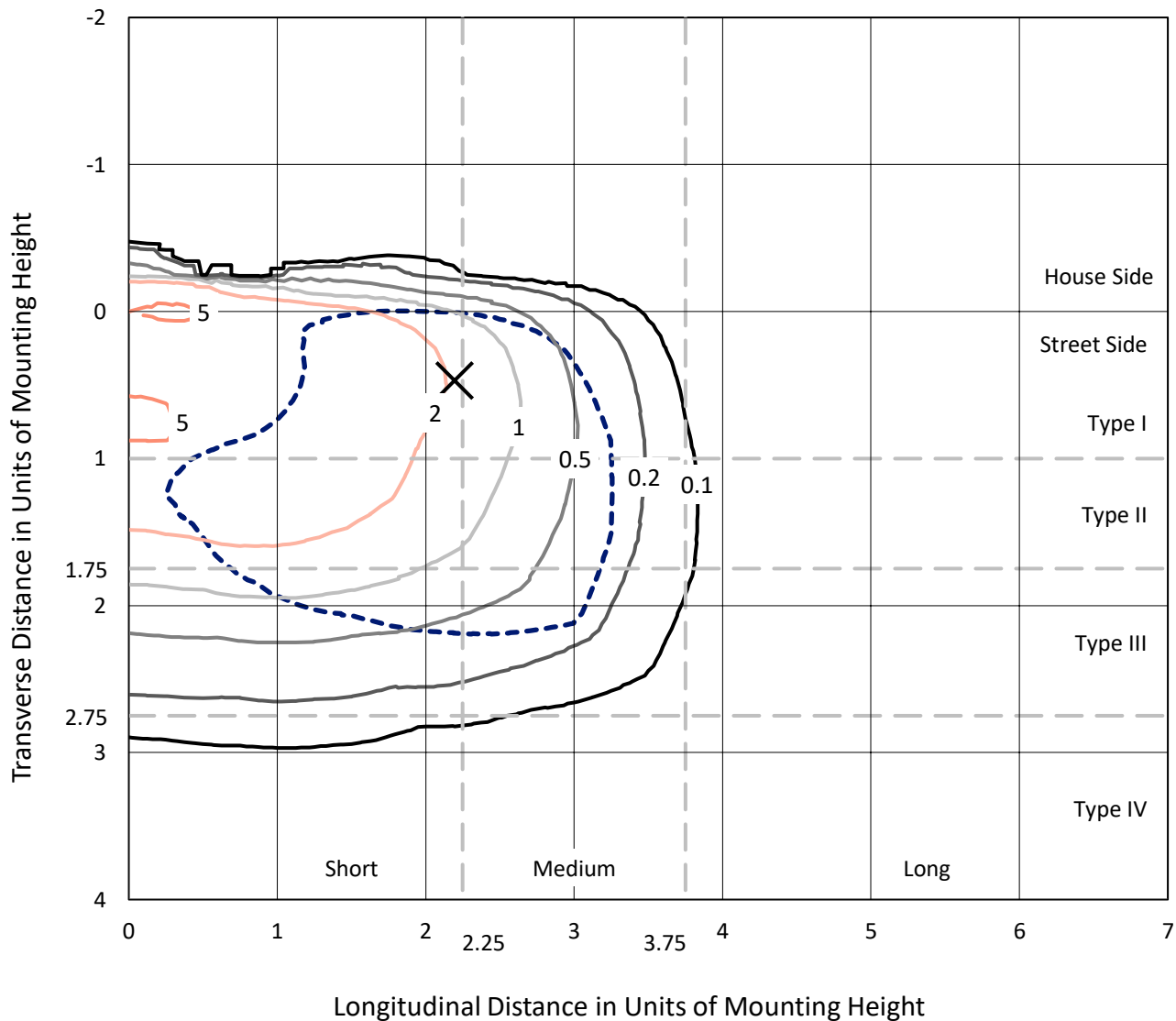
Lumens per Lamp: N/A
Luminaire Lumens: 12476.6 lumens
Efficiency: N/A
Efficacy: 101.9 lumens/watt
Luminous Opening: Rectangular (W 1' x L: 0.5' x H: 0')
IES Classification: Type III - Short
BUG Rating: B1 - U0 - G3

Input Watts (W): 122.4
Input Voltage (V): 120
Input Current (Ain): NR
Voltage Rise (V): NR
Power Factor: NR
Total Harmonic Distortion (THDi): NR
Frequency (hertz): 60
Stabilization Time: NR
Operation Time: NR
Ambient Temperature (°C): NR
Test Distance: 24 FT

REPORT NUMBER: P482876
 CATALOG NUMBER: IFLD-S-SA3B-750-U-T3R-HSS

Iso-Footcandle Lines of Horizontal Illumination

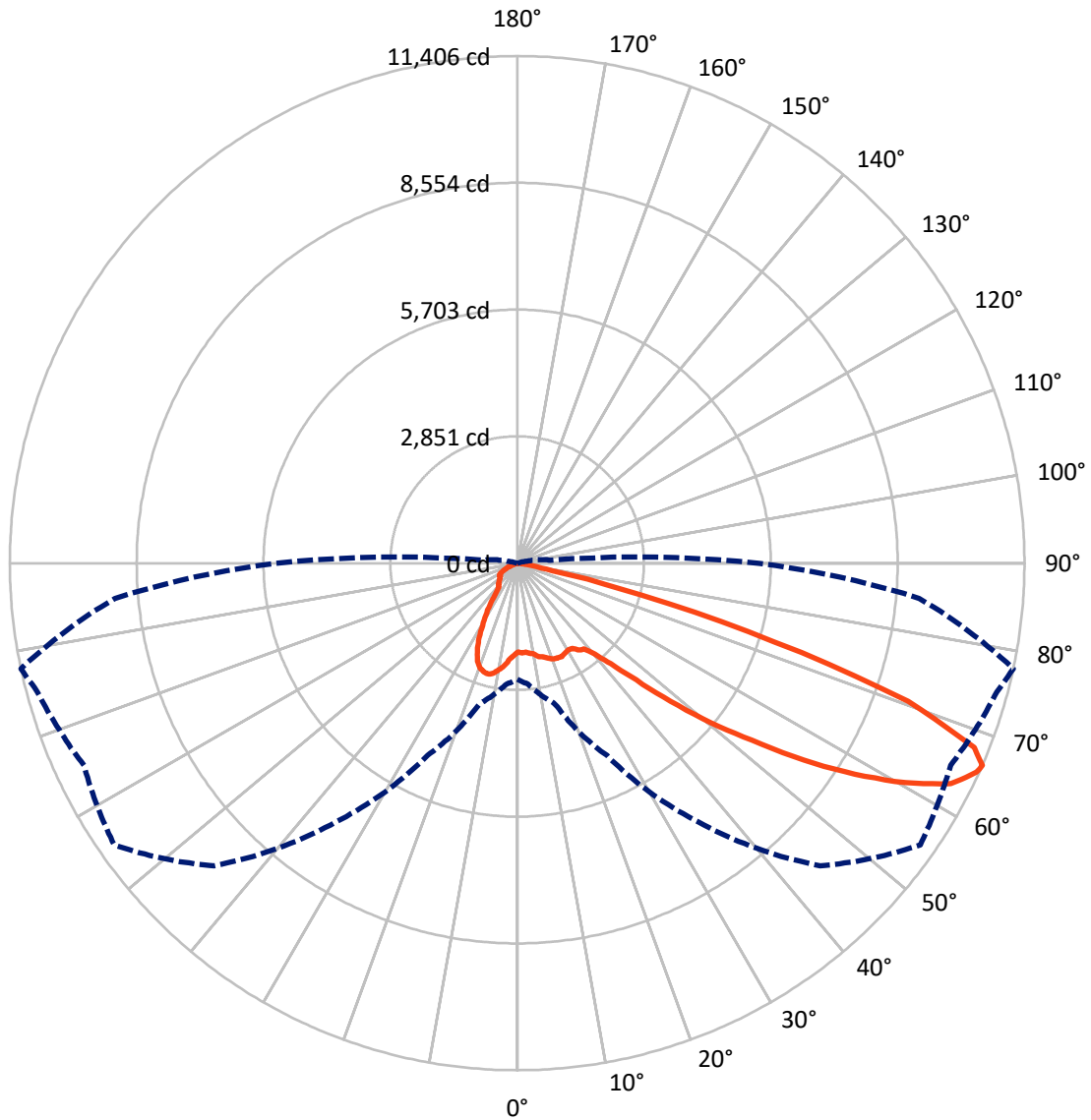
✕ Max cd
 - - - 1/2 Max cd



Based on 20 foot mounting height. Maximum calculated value = 5.7 fc
 Type III - Short - N/A

REPORT NUMBER: P482876
CATALOG NUMBER: IFLD-S-SA3B-750-U-T3R-HSS

Luminous Intensity Polar Plot



— Vertical Plane Through 78-Deg Lateral - - - Horizontal Cone Through 66-Deg Vertical

REPORT NUMBER: P482876
 CATALOG NUMBER: IFLD-S-SA3B-750-U-T3R-HSS

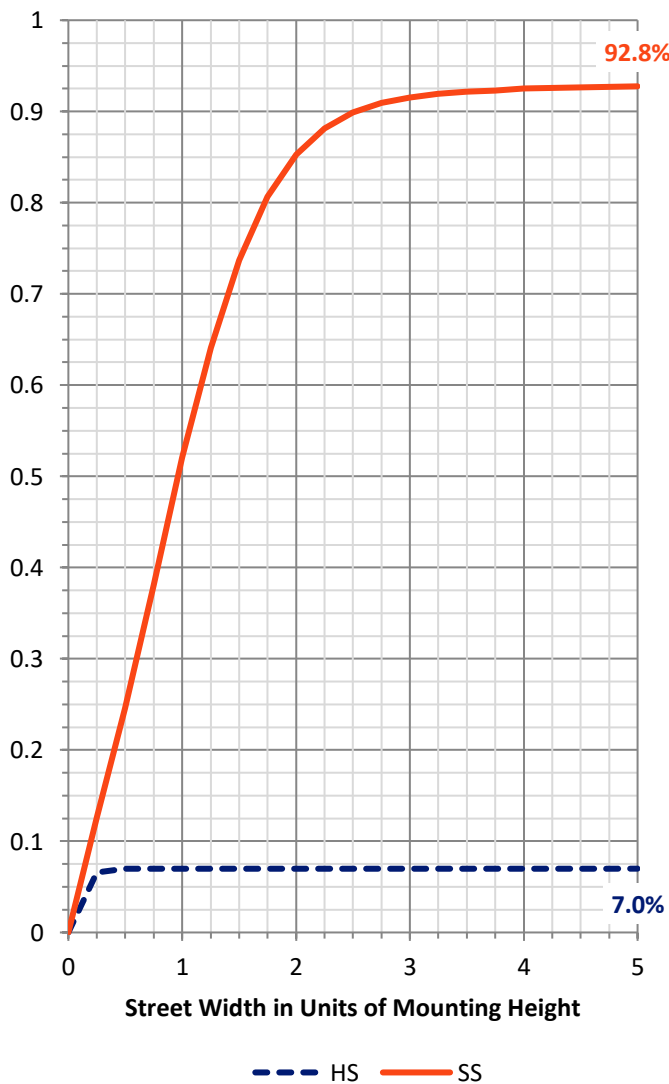
FLUX DISTRIBUTION:

		Downward	Upward	Total
House Side	Lumens	877.2	0.0	877.2
	% Fixture	7.0	0.0	7.0
Street Side	Lumens	11599.5	0.0	11599.5
	% Fixture	93.0	0.0	93.0
Total	Lumens	12476.6	0.0	12476.6
	% Fixture	100.0	0.0	100.0

ZONAL LUMENS:

Zone	Lumens	% Fixture
0°-10°	182.8	1.5
10°-20°	412.7	3.3
20°-30°	589.9	4.7
30°-40°	1009.7	8.1
40°-50°	1822.4	14.6
50°-60°	3116.5	25.0
60°-70°	3835.9	30.7
70°-80°	1450.2	11.6
80°-90°	56.7	0.5
90°-100°	0.0	0.0
100°-110°	0.0	0.0
110°-120°	0.0	0.0
120°-130°	0.0	0.0
130°-140°	0.0	0.0
140°-150°	0.0	0.0
150°-160°	0.0	0.0
160°-170°	0.0	0.0
170°-180°	0.0	0.0
0°-90°	12476.6	100.0
0°-180°	12476.6	100.0

Coefficient of Utilization

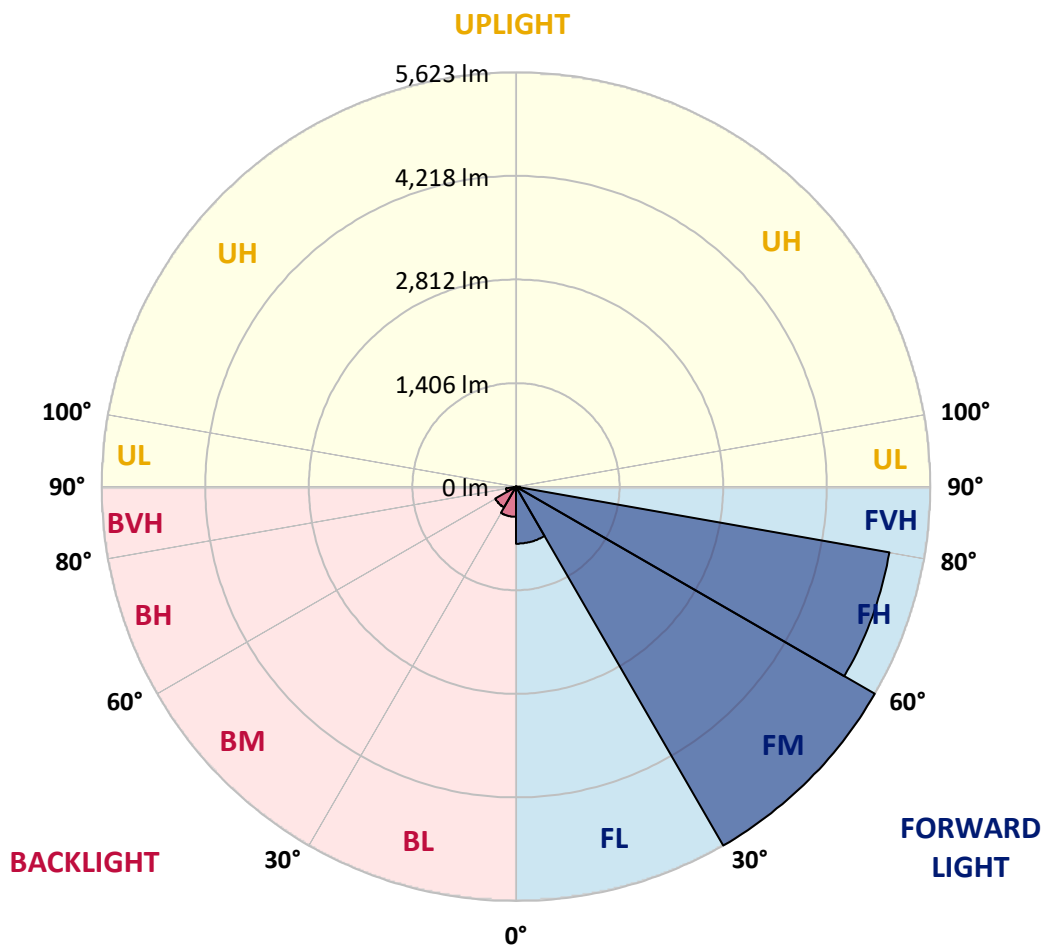


REPORT NUMBER: P482876
 CATALOG NUMBER: IFLD-S-SA3B-750-U-T3R-HSS

LUMINAIRE CLASSIFICATION SYSTEM LUMEN TABLE AND BUG RATING:

Zone	Lumens	% Fixture	Zone Rating/Lumen Limit		
			B	U	G
FL (0°-30°)	774.6	6.2			
FM (30°-60°)	5623.5	45.1			
FH (60°-80°)	5147.1	41.3			G3/7500
FVH (80°-90°)	54.4	0.4			G1/100
BL (0°-30°)	410.8	3.3	B1/500		
BM (30°-60°)	325.1	2.6	B1/1000		
BH (60°-80°)	139.0	1.1	B1/500		G1/500
BVH (80°-90°)	2.3	0.0			G0/10
UL (90°-100°)	0.0	0.0		U0/0	
UH (100°-180°)	0.0	0.0		U0/0	

BUG Rating: B1-U0-G3
 Type III Short





REPORT NUMBER: P482876

CATALOG NUMBER: IFLD-S-SA3B-750-U-T3R-HSS

CANDELA DISTRIBUTION (FULL):

	0°	5°	15°	25°	35°	45°	55°	65°	75°	78°	85°
0°	1998.3	1998.3	1998.3	1998.3	1998.3	1998.3	1998.3	1998.3	1998.3	1998.3	1998.3
2.5°	1838.1	1821.1	1838.1	1862.6	1875.8	1887.1	1926.7	1960.6	1996.5	2021.0	2013.4
5°	1704.3	1736.3	1740.1	1747.6	1768.4	1836.2	1858.8	1917.3	2005.9	2013.4	2047.4
7.5°	1598.7	1589.3	1613.8	1662.8	1715.6	1755.2	1821.1	1922.9	2015.3	2047.4	2113.3
10°	1446.0	1464.8	1491.2	1540.2	1604.3	1702.4	1819.3	1932.4	2064.3	2075.6	2198.2
12.5°	1363.0	1344.2	1385.6	1436.5	1545.9	1636.4	1779.7	1915.4	2094.5	2156.7	2298.1
15°	1295.2	1304.6	1344.2	1378.1	1468.6	1583.6	1751.4	1956.9	2145.4	2188.8	2403.7
17.5°	1266.9	1261.2	1291.4	1325.3	1436.5	1566.6	1740.1	1958.8	2190.6	2247.2	2475.3
20°	1280.1	1291.4	1282.0	1314.0	1383.8	1515.7	1757.0	1994.6	2224.6	2301.9	2552.6
22.5°	1487.5	1472.4	1397.0	1336.6	1340.4	1495.0	1743.8	2017.2	2254.7	2317.0	2605.4
25°	2028.5	1947.4	1760.8	1528.9	1376.2	1438.4	1728.8	2009.7	2249.1	2326.4	2637.4
27.5°	2573.3	2503.6	2320.7	1960.6	1521.4	1415.8	1676.0	2015.3	2220.8	2292.4	2584.7
30°	3148.3	3186.0	2914.6	2486.6	1902.2	1540.2	1642.0	1985.2	2202.0	2262.3	2596.0
32.5°	3738.4	3723.3	3559.3	3095.6	2447.0	1815.5	1696.7	2015.3	2226.5	2284.9	2662.0
35°	4200.3	4147.5	3981.6	3563.1	2897.6	2230.2	1885.2	2158.6	2333.9	2403.7	2756.2
37.5°	4428.4	4451.0	4354.9	3991.0	3391.5	2614.8	2120.9	2158.6	2367.9	2448.9	2908.9
40°	4605.6	4673.5	4637.7	4520.8	3881.7	3048.4	2381.1	2292.4	2539.4	2692.1	3195.5
42.5°	4818.7	4786.6	4997.8	4890.3	4522.7	3595.1	2837.3	2611.1	2944.7	3091.8	3625.3
45°	4931.8	5054.3	5214.6	5352.2	5116.5	4277.6	3433.0	3174.7	3565.0	3751.6	4264.4
47.5°	5222.1	5271.1	5531.3	5704.7	5599.1	5058.1	4337.9	3998.6	4345.5	4639.6	4995.9
50°	5391.8	5325.8	5689.6	5953.6	6013.9	5704.7	5148.6	4884.6	5273.0	5648.2	5680.2
52.5°	5242.8	5431.4	5795.2	6268.4	6436.2	6281.6	6100.6	5985.6	6259.0	6605.9	6451.3
55°	4720.6	4848.8	5734.9	6613.4	7154.5	7082.8	7250.6	7175.2	7450.4	7818.1	7352.4
57.5°	4300.2	4460.5	5239.1	6792.5	7823.7	8034.9	8246.0	8198.9	8530.7	8954.9	8115.9
60°	4038.2	4130.6	4880.9	6747.3	8219.6	9019.0	9495.9	9164.1	9705.2	10029.5	8713.6
62.5°	3583.8	3642.3	4358.7	6147.8	8338.4	9714.6	10523.4	10072.8	10542.2	10938.1	9143.4
65°	2873.1	3031.5	3623.4	5250.4	7554.1	9842.8	11164.4	10634.6	11089.0	11349.1	9273.5
66°	2614.8	2729.8	3272.8	4775.3	7107.3	9629.8	11056.9	10751.5	11168.1	11405.7	9073.6
67.5°	2169.9	2269.8	2701.5	4098.5	6193.0	9160.4	11132.3	10672.3	11228.5	11083.3	8805.9
70°	1436.5	1500.6	1847.5	2771.3	4313.4	7493.8	10325.4	10054.0	9871.1	9326.3	6884.9
72.5°	671.1	763.5	1153.8	1679.7	2530.0	5242.8	8419.5	8055.6	6922.6	6051.6	4343.6
75°	303.5	345.0	633.4	963.4	1134.9	2716.6	5431.4	4905.4	3446.2	2861.8	1902.2
77.5°	164.0	186.6	309.2	458.1	412.9	952.0	2688.3	2235.9	1085.9	795.6	552.4
80°	126.3	148.9	258.3	262.0	152.7	247.0	999.2	691.9	271.5	205.5	132.0
82.5°	66.0	94.3	203.6	169.7	77.3	99.9	309.2	192.3	84.8	67.9	56.6
85°	26.4	41.5	115.0	113.1	45.2	33.9	86.7	58.4	33.9	28.3	26.4
87.5°	1.9	1.9	62.2	43.4	28.3	9.4	13.2	13.2	17.0	15.1	18.9
90°	0.0	0.0	0.0	0.0	0.0	0.0	0.0	0.0	0.0	0.0	0.0



REPORT NUMBER: P482876
 CATALOG NUMBER: IFLD-S-SA3B-750-U-T3R-HSS

CANDELA DISTRIBUTION (continued):

	90°	95°	105°	115°	125°	135°	145°	155°	165°	175°	180°
0°	1998.3	1998.3	1998.3	1998.3	1998.3	1998.3	1998.3	1998.3	1998.3	1998.3	1998.3
2.5°	2047.4	2070.0	2073.8	2136.0	2149.2	2136.0	2169.9	2164.2	2179.3	2168.0	2147.3
5°	2094.5	2126.5	2188.8	2235.9	2235.9	2198.2	2168.0	2128.4	2070.0	2054.9	2043.6
7.5°	2175.6	2277.4	2333.9	2303.8	2243.4	2102.0	1906.0	1762.7	1642.0	1596.8	1576.1
10°	2318.8	2375.4	2441.4	2318.8	2068.1	1768.4	1438.4	1221.6	1052.0	1014.3	986.0
12.5°	2411.2	2501.7	2539.4	2235.9	1743.8	1297.0	938.8	693.8	575.0	484.5	469.4
15°	2531.9	2635.6	2558.3	2011.5	1374.3	850.2	486.4	303.5	247.0	231.9	231.9
17.5°	2614.8	2727.9	2481.0	1732.5	974.7	452.5	241.3	209.3	205.5	207.4	203.6
20°	2760.0	2827.9	2364.1	1408.3	582.5	231.9	194.2	186.6	182.9	188.5	184.8
22.5°	2814.7	2876.9	2173.7	1019.9	262.0	154.6	145.2	139.5	143.3	141.4	139.5
25°	2810.9	2842.9	1860.7	584.4	77.3	60.3	54.7	54.7	50.9	52.8	50.9
27.5°	2839.2	2760.0	1510.1	173.4	0.0	0.0	0.0	0.0	0.0	0.0	0.0
30°	2854.2	2626.1	1074.6	0.0	0.0	0.0	0.0	0.0	0.0	0.0	0.0
32.5°	2861.8	2556.4	691.9	0.0	0.0	0.0	0.0	0.0	0.0	0.0	0.0
35°	2920.2	2416.9	296.0	0.0	0.0	0.0	0.0	0.0	0.0	0.0	0.0
37.5°	2959.8	2237.8	0.0	0.0	0.0	0.0	0.0	0.0	0.0	0.0	0.0
40°	3123.8	2181.2	0.0	0.0	0.0	0.0	0.0	0.0	0.0	0.0	0.0
42.5°	3336.9	2075.6	0.0	0.0	0.0	0.0	0.0	0.0	0.0	0.0	0.0
45°	3632.8	1919.2	0.0	0.0	0.0	0.0	0.0	0.0	0.0	0.0	0.0
47.5°	4025.0	1826.8	0.0	0.0	0.0	0.0	0.0	0.0	0.0	0.0	0.0
50°	4317.2	1681.6	0.0	0.0	0.0	0.0	0.0	0.0	0.0	0.0	0.0
52.5°	4688.6	1594.9	0.0	0.0	0.0	0.0	0.0	0.0	0.0	0.0	0.0
55°	5129.7	1598.7	0.0	0.0	0.0	0.0	0.0	0.0	0.0	0.0	0.0
57.5°	5531.3	1572.3	0.0	0.0	0.0	0.0	0.0	0.0	0.0	0.0	0.0
60°	5736.8	1344.2	0.0	0.0	0.0	0.0	0.0	0.0	0.0	0.0	0.0
62.5°	5693.4	1087.8	0.0	0.0	0.0	0.0	0.0	0.0	0.0	0.0	0.0
65°	5542.6	854.0	0.0	0.0	0.0	0.0	0.0	0.0	0.0	0.0	0.0
66°	5438.9	756.0	0.0	0.0	0.0	0.0	0.0	0.0	0.0	0.0	0.0
67.5°	5124.1	605.2	0.0	0.0	0.0	0.0	0.0	0.0	0.0	0.0	0.0
70°	4077.8	414.8	0.0	0.0	0.0	0.0	0.0	0.0	0.0	0.0	0.0
72.5°	2594.1	254.5	0.0	0.0	0.0	0.0	0.0	0.0	0.0	0.0	0.0
75°	1195.2	116.9	3.8	0.0	0.0	0.0	0.0	0.0	0.0	0.0	0.0
77.5°	375.2	71.6	15.1	0.0	0.0	0.0	0.0	0.0	0.0	0.0	0.0
80°	98.0	45.2	15.1	1.9	0.0	0.0	0.0	0.0	0.0	0.0	0.0
82.5°	50.9	32.0	13.2	5.7	3.8	0.0	0.0	0.0	0.0	0.0	0.0
85°	32.0	13.2	5.7	3.8	3.8	0.0	0.0	0.0	0.0	0.0	0.0
87.5°	28.3	7.5	3.8	3.8	1.9	0.0	0.0	0.0	0.0	0.0	0.0
90°	0.0	0.0	0.0	0.0	0.0	0.0	0.0	0.0	0.0	0.0	0.0

(END OF REPORT)